



# Light *of the* WORLD

*Learning English through the Bible*

Unit A1-05



# Pray, Review, and Preview

**Bible Reading:** God is our Creator. Genesis [1:1-31](#)

**Theme:** People, man, woman, child

**Pronunciation:** /oo/ and /ch/

**Grammar:**

- . Am/is/are
- . Subject pronouns



# What do you see?





# 7 People

a man

2 adults

a woman



an animal

a boy

5 children

a girl







an animal







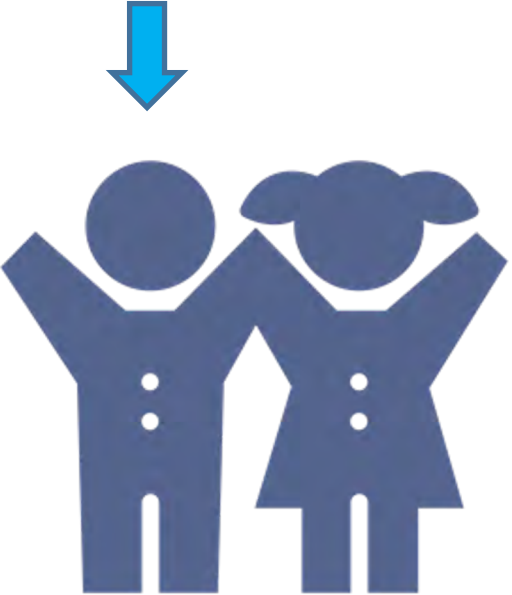
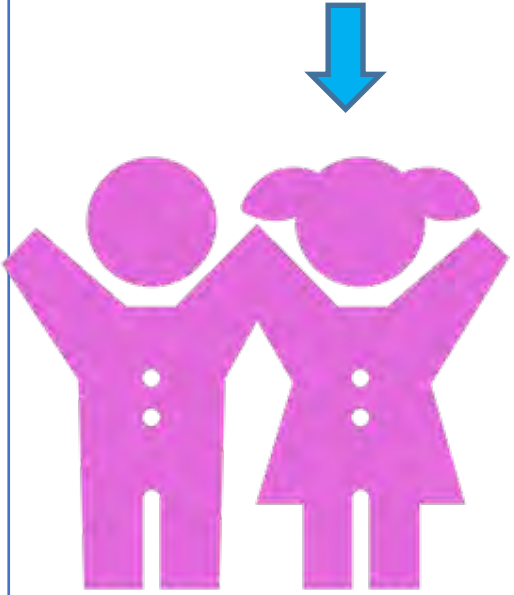
# Listen and repeat.

<b>1</b> 	<b>2</b> 	<b>3</b> 	<b>4</b> 
a person	an animal	an adult	a child
people	animals	adults	children









# Listen and repeat.

<p>5</p> 	<p>6</p> 	<p>7</p> 	<p>8</p> 
<p>a man</p>	<p>a woman</p>	<p>a boy</p>	<p>a girl</p>
<p>men</p>	<p>women</p>	<p>boys</p>	<p>girls</p>



# Listen and repeat.

<p><b>9</b></p> 	<p><b>10</b></p> 	<p><b>11</b></p> 	<p><b>12</b></p> 
<p>a friend</p>	<p>an enemy</p>	<p>a chair</p>	<p>to look</p>
<p>friends</p>	<p>enemies</p>	<p>chairs</p>	<p>He looks at the phone.</p>



# Look, listen, and repeat.



I am Joe. I am a man.



You are Liz. You are a woman.





# Look, listen, and repeat.



She is Sue. She is a girl.



He is Jake. He is a boy.



# Look, listen, and repeat.



**It** is a chair.



**We** are people.



# Look, listen, and repeat.



You are Liz, Sue and Jake. You are people.



They are Sue and Jake. They are children.



# Listen and repeat.

	<b>Pronoun</b>	<b>To Be</b>	<b>Sentence</b>
Singular 1	I	am	I am a person.
	you	are	You are a person.
	he she it	is	He is a man. She is a woman. It is an animal.
Plural 2+	we you they	are	We are people. You are people. They are people.



# Describe the picture with pronouns.





# Listen and repeat.

A: Hi **Joe**. Look at my photo.


B: Nice! Who are they?

A: This is **Liz**. **She** is my friend.

B: Who is the **boy**?

A: He is **Adam**.

B: It is a good photo. Thank you!







# Listen and repeat.









1. /oo/	2. /ch/	3. Challenge
look	chair	
good	church	
book	child	
woman	children	

1. The child is in the chair.
2. The woman looks at a good book.





# Listen and repeat.

<b>A.</b> 	<b>B.</b>  	<b>C.</b>   
look	children	enemy
boy	woman	animal
girl	person	addresses
child	bathroom	languages



# God is our Creator.

Genesis [1:1](#)



God created the sky and the earth.

# God is our Creator.

Genesis [1:20-28](#)

God created animals. Last, he created people, as man and woman, to be like Him. He told them to have many children.





 Listen and write one word per line.

1.
2.
3.
4.
5.
6.
7.

child  
book  
good  
look  
woman  
children  
church





# Say the Opposite

<b>A. Words</b>	<b>Opposites</b>
1. good	bad
2. hello	
3. a man	
4. an adult	
5. a boy	
6. a friend	
7. a girl	

<b>B. Words</b>	<b>Opposites</b>
8. children	adults
9. women	
10. animals	
11. an enemy	
12. goodbye	
13. bad	
14. boys	



# 1. What do you see at Zoo #1?

one

two

three

four

five



seven

six

are

is

am

A. Two children are at the zoo.

B. \_\_\_ animals \_\_\_ at the zoo.

C. \_\_\_ adults \_\_\_ at the zoo.

D. I \_\_\_ not at the zoo.

E. \_\_\_ boy \_\_\_ at the zoo.

F. \_\_\_ girl \_\_\_ at the zoo.

G. \_\_\_ women \_\_\_ at the zoo.

H. \_\_\_ people \_\_\_ at the zoo.

## 2. What do you see at Zoo #2?

one

two

three

four

five



seven

six

are

is

am

A. Two children are at the zoo.

B. \_\_\_ animals \_\_\_ at the zoo.

C. \_\_\_ adults \_\_\_ at the zoo.

D. I \_\_\_ not at the zoo.

E. \_\_\_ boy \_\_\_ at the zoo.

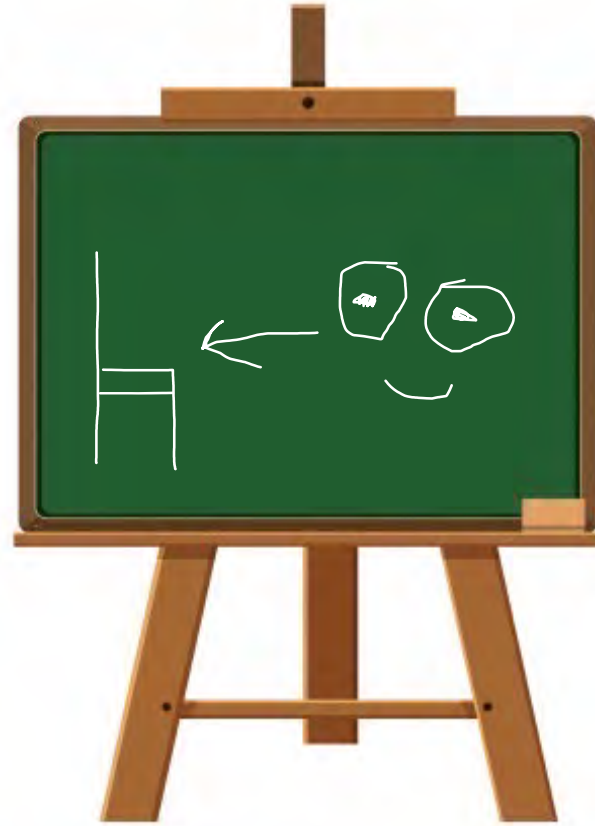
F. \_\_\_ girl \_\_\_ at the zoo.

G. \_\_\_ women \_\_\_ at the zoo.

H. \_\_\_ people \_\_\_ at the zoo.



# Guess the pictures!


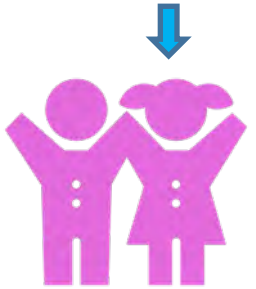














# 1 & 2 Homework

1. Read the next lesson's Bible verse: 1 John [1:5](#) in your language.
  
2. Write sentences about your friends and other people. You can use: [girl](#), [boy](#), [man](#), [woman](#), [adult](#), [child](#), [I](#), [she](#), etc.
  - A. [Mary is a woman. She is an adult.](#)
  - B.
  - C.
  - D.
  - E.
  - F.

 3. Write the words for each picture.

<p>1</p> 	<p>2</p> 	<p>3</p> 	<p>4</p> 	<p>5</p> 	<p>6</p> 
<p>a child</p>					
<p>children</p>					
<p>7</p> 	<p>8</p> 	<p>9</p> 	<p>10</p> 	<p>11</p> 	<p>12</p> 



# 4. Mark the /oo/ and /ch/ sounds. Then write and say the sentences.

A. I <u>l</u> ook at the good book.	
B. She is a woman.	
C. The child looks at the book.	
D. We are good friends.	
E. They are children.	
F. People sit in <u>ch</u> airs at church.	





## 5. Homework – Fill in the blanks.

created

created

children

created

and

and

God \_\_\_\_ the sky \_\_\_\_ the earth. God \_\_\_\_ animals. Last, he \_\_\_\_ people, as man \_\_\_\_ woman, to be like him. He told them to have many \_\_\_\_.

From Genesis 1



## 6. Homework—Choose 1 Verse to Memorize

**A**

God created the sky and the earth.

Genesis 1:1 ERV

**B**

So God created humans in his own image. He created them to be like himself. He created them male and female.

Genesis 1:27 ERV

# 6. Homework – Choose 1 Verse to Memorize

C

My help will come from the Lord, the Creator of heaven and earth.

Psalm 121:2 ERV





# 7. Homework – Fill in the blanks.

am

are

is

He

I

It

We

They

She

You

- A. I \_\_\_\_\_ a person.
- B. You \_\_\_\_\_ an adult.
- C. It \_\_\_\_\_ an animal.
- D. She \_\_\_\_\_ a friend.
- E. You \_\_\_\_\_ enemies.
- F. They \_\_\_\_\_ children.
- G. \_\_\_\_\_ am an adult.
- H. \_\_\_\_\_ is a woman.
- I. \_\_\_\_\_ is a boy.
- J. \_\_\_\_\_ is a man.
- K. \_\_\_\_\_ is a chair.
- L. They \_\_\_\_\_ animals.

# 8. Homework - Fill in the blanks

are

am

is

Hello

is

Goodbye



To Jake@Jmail.org

Subject The beach is good!

\_\_\_1\_\_\_ Jake,

I \_\_\_2\_\_\_ at the beach with friends. The water \_\_\_3\_\_\_ good.

The food and drinks \_\_\_4\_\_\_ good. My chair \_\_\_5\_\_\_ good. We play ball. People smile and say hello. The children love the water.

\_\_\_6\_\_\_

Liz

Send



## 9. Homework - Now I Can...

- I can understand *I, you, he, she, it, we* and *they*.
- I can read, write, say, and understand the 12 vocabulary words.
- I understand opposites.
- I understand that God is our Creator.





# Closing Prayer

# Help us share the Light of the World!

Thank you for using our materials. If these lessons are a blessing to you, please give or volunteer to help others learn English through the Bible.

For more information, visit [LightOfTheWorldLearning.org](https://LightOfTheWorldLearning.org)



# Appendix



- How to Use Lessons: [bit.ly/UseLOTW](https://bit.ly/UseLOTW)
- Irregular Verb List: [bit.ly/ListVerbs](https://bit.ly/ListVerbs)
- Lesson Downloads: [LightOfTheWorldLearning.org](https://LightOfTheWorldLearning.org)
- Order Books: [bit.ly/BooksLOTW](https://bit.ly/BooksLOTW)
- Share Your Feedback: [bit.ly/FeedbackLOTW](https://bit.ly/FeedbackLOTW)
- Table of Contents: [bit.ly/TocLOTW](https://bit.ly/TocLOTW)
- Video Channel: [youtube.com/@LightOfTheWorldLearning](https://youtube.com/@LightOfTheWorldLearning)
- Vocabulary List: [bit.ly/VocabUS](https://bit.ly/VocabUS)
- Website: [LightOfTheWorldLearning.org](https://LightOfTheWorldLearning.org)

# Acknowledgements

We would like to thank the entire Light of the World volunteer team for their hard work and creativity in making this project possible. For all those around the world who prayed, wrote, edited, narrated, illustrated, sang, tested and gave generously for this curriculum, we appreciate you sharing the love of Jesus through the gift of English. Our team members include:

Anonymous  
Jean Ato  
Larry Buell  
Cindy Campbell  
Nancy Cobb  
Emily Cox  
Marilyn Dano  
EasyReadEnglish.com  
Don Edic  
MaryBeth Gahan  
Melina Gallo  
Alicia Gentile  
Prakash Chandra Giri

Ellenor Gopal  
Rachel Grijincu  
Carol Hale  
Emily Hamilton  
Patty Hickman  
Carey Jo Johnston  
Nancy Kingdon  
Dorothy Konadu  
Martha Lane  
Bruce Lewis  
Elena Lewis  
Ward Lewis  
Johnny Lukashevich

Gail MacMillan  
Ivan Mader  
Amy Martin  
Tracy Meddaugh  
Barbara Newsome  
Brenda Nielsen  
Deborah O'Donnell  
Georg Ort  
Martha Ort  
Joan Phelps  
Ellie Talalight  
Darrell Turner  
Graham Whitmore

Cheri Wilke  
Ted York  
Anita Zeifert

Images on slides 17-18 by  
Sweet Publishing/  
FreeBibleImages.org,